

AWNING

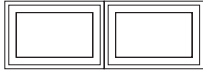
COMBINATION ASSEMBLIES



Combinations are a great way to create visual interest in any project. A combination is an assembly formed by two or more separate windows or doors whose frames are mullioned together by a combination or reinforcing mullion.

Pella window combinations are available in an endless variety of arrangements. Below are available factory-assembled combinations. Some units can be fixed or vent depending on availability. Go to www.PellaADM.com for typical combinations and requirements and limitations related to mulling various combinations.

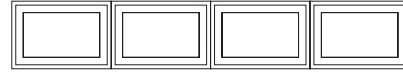
Contact your local Pella sales representative for more information.



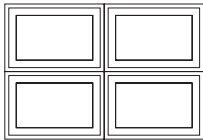
Two-Wide



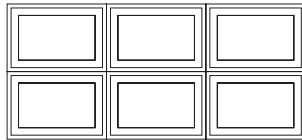
Three-Wide



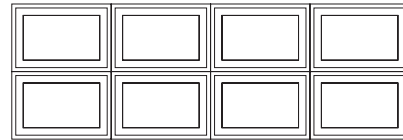
Four-Wide




Two-Wide
Two-High




Three-Wide
Two-High




Four-Wide
Two-High




Clad Frame over
Single-Wide




Two-Wide Clad Frame
over Two-Wide




Three-Wide Clad Frame
over Three-Wide




Two-High




Three-High




Casement over
Single



Two-Wide Casement over
Two-Wide Awning



Three-Wide Casement over
Three-Wide Awning



Half Circle over
Two-Wide

See the Installation and Performance section at www.PellaADM.com for standard size range charts.



Click to view Clad-Wood Combinations Sections

• [Combination Recommendations Downloadable PDF.](#)