



OUT-SWING DOOR

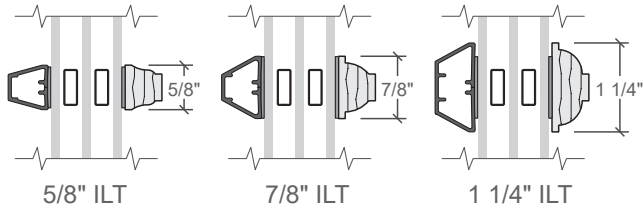
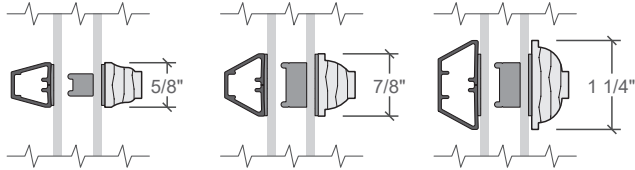
GRILLE TYPES

Typical Grille Profiles

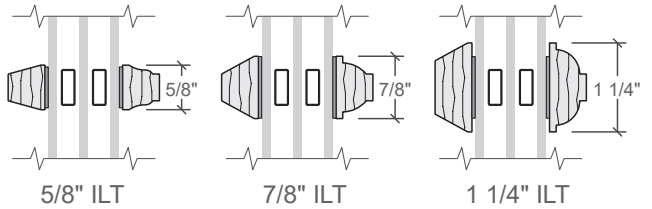
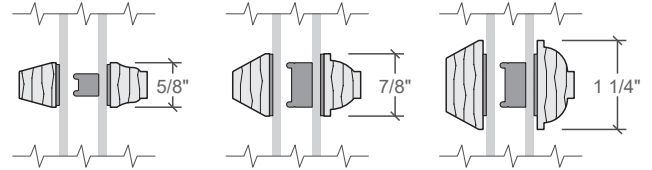


Integral Light Technology®

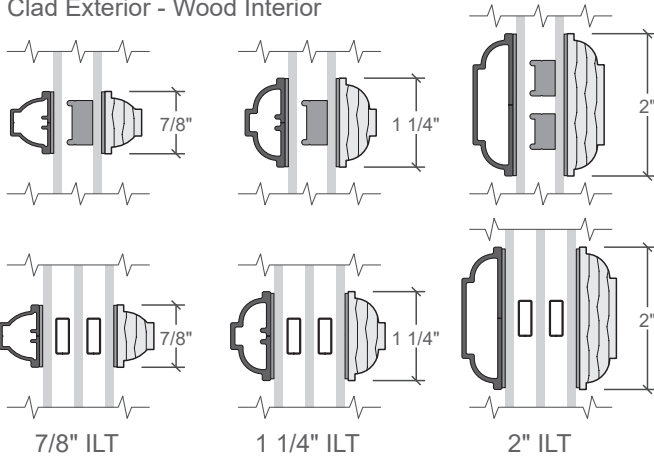
Putty and Ogee Glaze Grilles
Clad Exterior - Wood Interior



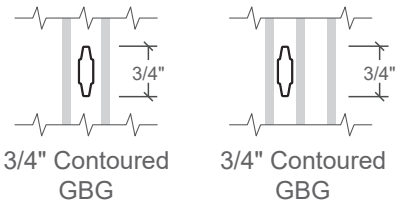
Putty and Ogee Glaze Grilles
Wood Exterior - Wood Interior



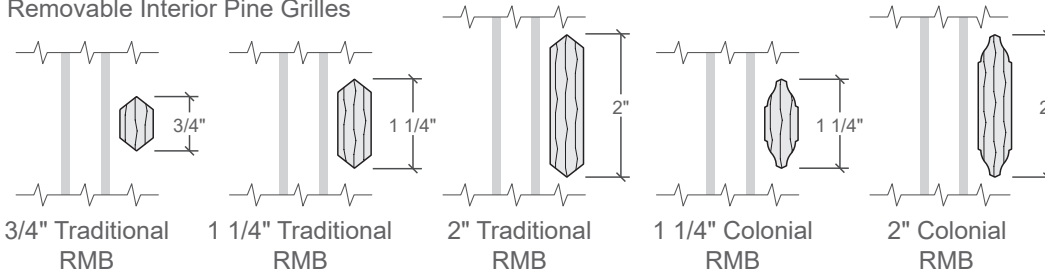
Ogee Glaze Grilles
Clad Exterior - Wood Interior



Contoured Aluminum -
Grilles-Between-the-Glass



Removable Interior Pine Grilles



Interior wood ILT grilles available in Pine, Mahogany or Douglas Fir to match complete unit.
Exterior wood ILT grilles available in Pine or Mahogany to match complete unit.



OUT-SWING DOOR

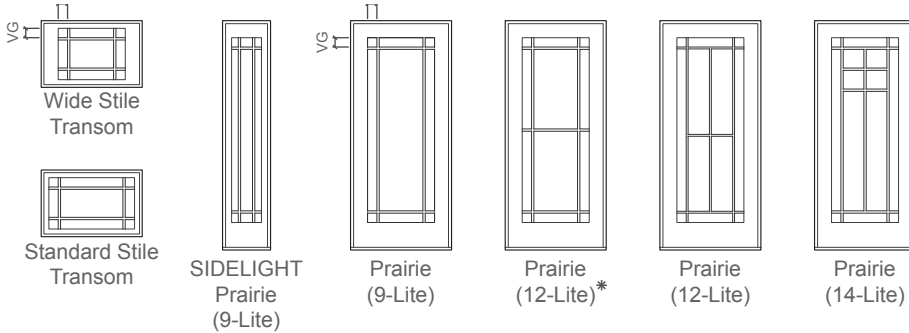
GRILLE TYPES

Typical Grille Patterns



Integral Light Technology® Grilles and Roomside Removable Grilles

PRAIRIE LITE PATTERNS



All sidelights and transoms will have 9 lights.
Standard corner lite dimension for Prairie patterns = 3-1/2" VG.

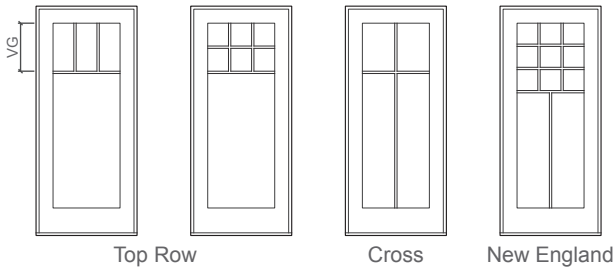
Integral Light Technology Grilles

- 9-Lite available in all standard and special sizes.
- 12-Lite available at 8' height; other heights available per custom drawing.
- 14-Lite available in units > 2' 1-1/2" width.

Removable Grilles

- 9-Lite available in units < 7' 0-1/2" height.
- * Prairie in heights > 7' 0-1/4" will have 12 Lites.

OTHER AVAILABLE PATTERNS



Top Row

- Standard visible glass to separator bar = 14" or half of total visible glass height, whichever is smaller.

Cross

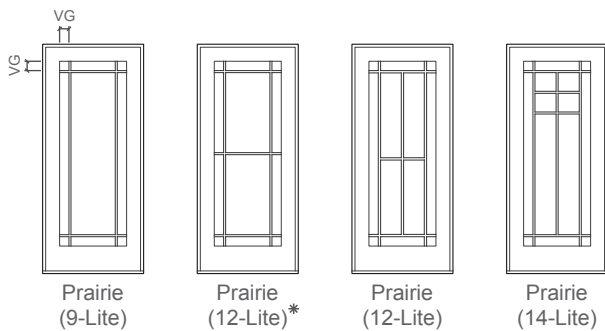
- Standard visible glass to separator bar = one-quarter of total visible glass height.

New England

- Standard visible glass to separator bar = half of total visible glass height.

Grilles-Between-the-Glass

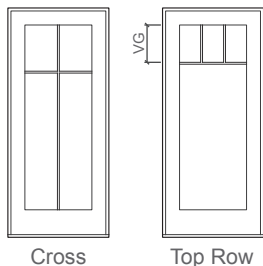
PRAIRIE LITE PATTERNS



Prairie

- Standard corner lite dimension = 3-1/2" VG.
- 9-Lite available in units < 7' 0-3/4" height.
- * Prairie in heights > 7' 0-1/2" will have 12 lites.
- 12-Lite available in units ≤ 7' 2" height.

OTHER AVAILABLE PATTERNS



Cross

- Horizontal bar is 1/4 of visible glass from the top in door panels.
- Not available in transoms.

Top Row

- Horizontal bar may be ordered 12", 14" or 16" from the top VG.
- Transoms with frame heights ≥ 21", the horizontal bar will be positioned at 1/2 the visible glass height.
- Top Row not available in transoms with frame height < 21".

For traditional patterns, see size tables.

VG = Visible Glass

Lite dimensions noted can vary.

Custom configurations are available; for details contact your local Pella sales representative.