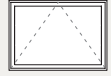




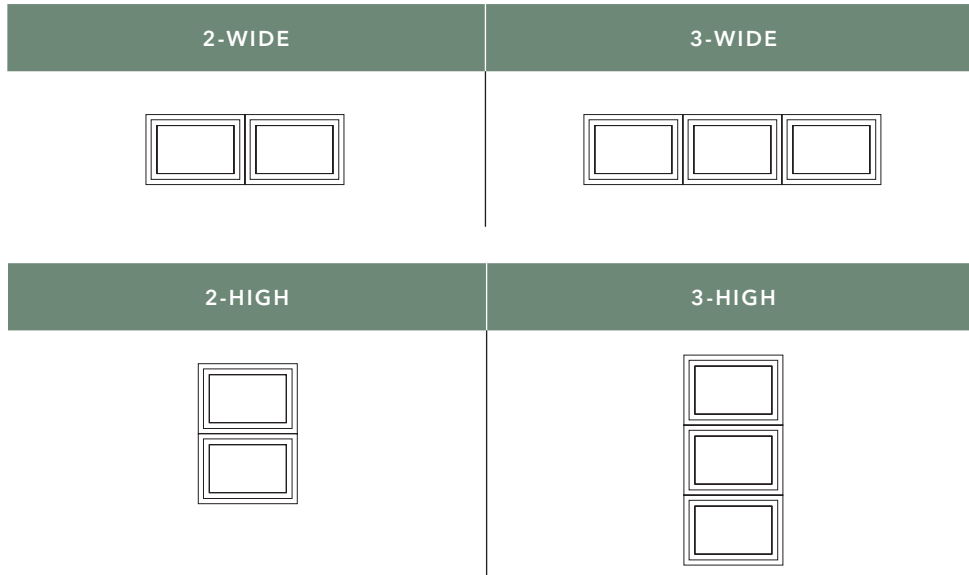
COMBINATION ASSEMBLIES GRILLE TYPES



AWNING

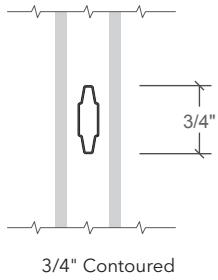
A combination is defined as an assembly formed by two or more separate windows or doors whose frames are mullioned together utilizing a combination mullion or reinforcing mullion.

Below are available factory-assembled combinations. See the Combination section for requirements and limitations related to mulling various combinations plus configuration size range information.



Grille Profiles

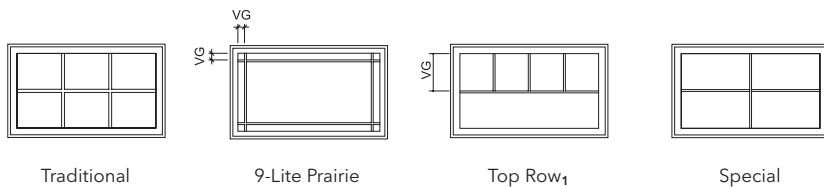
GRILLES-BETWEEN-THE-GLASS



[Click here for the Impervia Combinations Section](#)

- Downloadable PDF file.

Grille Patterns



For traditional patterns, see size tables.

Standard corner lite dimension for Prairie patterns = 4" visible glass (VG).

(1) Standard visible glass to center line of separator bar dimension = 14" or half of total visible glass height, whichever is smaller.

Multiple rows are available up to 50% glass size.

Pattern availability may vary depending on size of unit.