



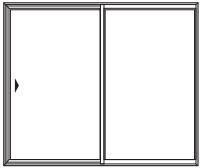
SLIDING PATIO DOOR

**SPECIAL SIZE FRAME DIMENSIONS**

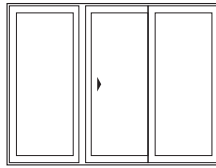
Miscellaneous Formulas



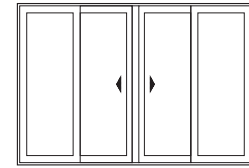
**DOORS**



**MINIMUM**  
46-1/2"W x 70-1/2"H  
(1 181 x 1 791)  
**MAXIMUM**  
95-1/2"W x 100"H  
(2 426 x 2 540)



**MINIMUM**  
71-1/2"W x 70-1/2"H  
(1 816 x 1 791)  
**MAXIMUM**  
143-1/2"W x 100"H  
(3 645 x 2 540)



**MINIMUM**  
95-1/2"W x 70-1/2"H  
(2 426 x 1 791)  
**MAXIMUM**  
143-1/2"W x 100"H  
(3 645 x 2 540)

**SIDELIGHTS**



**MINIMUM**  
18-1/8"W x 70-1/2"H  
(460 x 1 791)  
**MAXIMUM**  
47-1/2"W x 100"H  
(1 207 x 2 540)

**TRANSOMS**



**MINIMUM**  
46-1/2"W x 18-1/8"H  
(1 181 x 460)  
**MAXIMUM**  
100"W x 47-1/2"H  
(2 731 x 1 207)

**General Notes:**

- Special sizes are available within the parameters shown on 1/8" increments.
- FH = RO - 0.5"; FW = RO - 0.5"

**Miscellaneous Formulas**

**DOORS**

<b>PANEL</b>	Panel Height = FH - 2.625" XO / OX Panel Width = FW/2 - 2.625" OXO Panel Width = FW/3 - 0.25" OXXO Panel Width = FW/4 + .719"
<b>ACTUAL GLASS</b>	Glass Height = FH - 8.125" XO / OX Glass Width = FW/2 - 4.875" OXO Glass Width = FW/3 - 5.729" OXXO Glass Width = FW/4 - 4.781"
<b>VISIBLE GLASS</b>	VG Height = FH - 9.75" XO / OX VG Width = FW/2 - 6.5" OXO VG Width = FW/3 - 7.354" OXXO VG Width = FW/4 - 6.406"
<b>CLEAR OPENING</b>	Height = FH - 3.75" XO / OX Clear Opening Width = FW/2 - 8.625" OXO Clear Opening Width = FW/3 - 9.481" OXXO Clear Opening Width = FW/2 - 16.093"

**TRANSOMS / SIDELIGHTS**

<b>PANEL</b>	Panel Height = FH - 2.312" Panel Width = FW - 2.312"
<b>ACTUAL GLASS</b>	Glass Height = FH - 7.812" Glass Width = FW - 7.812"
<b>VISIBLE GLASS</b>	VG Height = FH - 9.437" VG Width = FW - 9.437"
<b>CLEAR OPENING</b>	Not Applicable

Blinds-Between-the-Glass and Shades-Between-the-Glass are not available in special size units or transoms.

To convert areas to square meters (m<sup>2</sup>), multiply square feet by 0.0929.



SLIDING PATIO DOOR

SIZE TABLES

Transoms, Fixed and 2-Panel



Transoms

	(1 524) (1 511)	(1 829) (1 816)	(2 286) (2 273)	(2 438) (2 426)
Opening	5' 0"	6' 0"	7' 6"	8' 0"
Frame	59 1/2"	71 1/2"	89 1/2"	95 1/2"

2' 0" (610) 23 1/2" (597)				
	5-0/2-0	6-0/2-0	7-6/2-0	8-0/2-0

Sidelights

	(762) (749)	(843) (830)	(914) (902)	(995) (983)	(1 219) (1 207)
Opening	2' 6"	2' 9 3/16"	3' 0"	3' 3 3/16"	4' 0"
Frame	29 1/2"	32 11/16"	35 1/2"	38 11/16"	47 1/2"

6' 7 11/16" (2 024) 79 3/16" (2 011)						
	2-6/6-7	2-9/6-7	3-0/6-7	3-3/6-7	4-0/6-7	
	6' 8" (2 032) 79 1/2" (2 019)					
		2-6/6-8	2-9/6-8	3-0/6-8	3-3/6-8	4-0/6-8
6' 10" (2 083) 81 1/2" (2 070)						
	2-6/6-10	2-9/6-10	3-0/6-10	3-3/6-10	4-0/6-10	
8' 0" (2 438) 95 1/2" (2 426)						
	2-6/8-0	2-9/8-0	3-0/8-0	3-3/8-0	4-0/8-0	

2-Panel (XO<sub>1</sub>)

	(1 524) (1 511)	(1 829) (1 816)	(2 438) (2 426)
Opening	5' 0"	6' 0"	8' 0"
Frame	59 1/2"	71 1/2"	95 1/2"

6' 8" (2 032) 79 1/2" (2 019)			
	5-0/6-8	6-0/6-8	8-0/6-8
6' 10" (2 083) 81 1/2" (2 070)			
	5-0/6-10	6-0/6-10	8-0/6-10
8' 0" (2 438) 95 1/2" (2 426)			
	5-0/8-0	6-0/8-0	8-0/8-0

Combinations require reinforcing mullions between units.

All doors, transoms and sidelights are glazed with tempered glass.

Available with Blinds-Between-The-Glass or Shades-Between-The-Glass.



SLIDING PATIO DOOR

SIZE TABLES  
3 and 4-Panel



3-Panel (OXO)

		(2 286) (2 273)	(2 345) (2 332)	(2 743) (2 731)	(2 802) (2 789)	(3 658) (3 645)
Opening		7' 6"	7' 8 5/16"	9' 0"	9' 2 5/16"	12' 0"
Frame		89 1/2"	91 13/16"	107 1/2"	109 13/16"	143 1/2"
6' 8" (2 032) 79 1/2" (2 019) 6' 10" (2 083) 81 1/2" (2 070) 8' 0" (2 438) 95 1/2" (2 426)	 7-6/6-8	 7-8/6-8	 9-0/6-8	 9-2/6-8	 12-0/6-8	
	 7-6/6-10	 7-8/6-10	 9-0/6-10	 9-2/6-10	 12-0/6-10	
	 7-6/8-0	 7-8/8-0	 9-0/8-0	 9-2/8-0	 12-0/8-0	

4-Panel (OXXO)

		(3 026) (3 013)	(3 048) (3 035)	(3 635) (3 623)	(3 658) (3 645)
Opening		9' 11 1/8"	10' 0"	11' 11 1/8"	12' 0"
Frame		118 5/8"	119 1/2"	142 5/8"	143 1/2"
6' 8" (2 032) 79 1/2" (2 019) 6' 10" (2 083) 81 1/2" (2 070) 8' 0" (2 438) 95 1/2" (2 426)	 9-11/6-8	 10-0/6-8	 11-11/6-8	 12-0/6-8	
	 9-11/6-10	 10-0/6-10	 11-11/6-10	 12-0/6-10	
	 9-11/8-0	 10-0/8-0	 11-11/8-0	 12-0/8-0	

Combinations require reinforcing mullions between units.

(1) "X" indicates venting or sliding panel and "O" indicates fixed panel as viewed from the exterior. Doors shown as XO are also available as OX.

All doors and sidelights are glazed with tempered glass.

Available with Blinds-Between-The-Glass or Shades-Between-The-Glass.