

Pella Windows & Doors



Reorder # G245600



Pella® Lifestyle Series
White dual-pane wood casement
windows featuring simulated-
divided-light grilles.



Leaders in Innovation Since 1925

From testing beyond industry requirements to delivering continuous innovation — we go beyond what meets the eye to make beautifully designed windows and doors that you can be proud to own. To learn more, visit PellaAtLowes.com.

Contents

About Pella	5
Reasons to Replace	7
Window & Patio Door Buying Made Easy	8
Aluminum-Clad Wood Windows & Patio Doors	11
Fiberglass Windows & Patio Doors	19
Vinyl Windows & Patio Doors	27
Product Line Comparison	36
Additional Solutions	38
Trim Options	40
Let's Go Shopping	42



View features, options and ratings online or ask an associate.
NOTE: Product specifications may change without notice.
Actual colors may vary from those shown and products
may vary slightly from illustrations and photos.

Meet the Pella® Lifestyle Series Hidden Screen

The Hidden Screen appears when you open the window and folds away when it is closed. It gives you a clear view when your window is closed and improves curb appeal year-round.



Why You Can Trust Pella

At Pella, we don't just create windows and doors. We innovate with purpose, design with passion, build with integrity and deliver with pride. That's why Pella is the most preferred window and door brand by homeowners.¹

Rated #1 for craftsmanship by homeowners¹

We are continually striving to improve what we do and how we do it. That drive has earned us 284 patents and counting for amazing innovations. In 1925 we opened our doors with the patented Rolscreen(R) retractable screen, a time-tested innovation that is still a popular feature today.

Rated #1 for highest quality by homeowners¹

We sweat the details so you don't have to, delivering products created specifically for your projects. On average, we perform over 9.5 million quality checks every year. At Pella, just meeting the standard isn't enough. That's why we test beyond requirements and set a new standard to ensure quality windows and doors that are built to last.

The Best Limited Lifetime Warranty for wood windows and patio doors²

You can feel confident in your investment. We pride ourselves on providing exceptional quality, exceeding expectations and going beyond requirements. That's why we stand behind all of our windows and patio doors with a limited lifetime warranty.³

¹ Study of homeowner perceptions of leading national brands. Study commissioned by Pella, 2023.

² Based on comparing written limited warranties of leading national wood window and wood patio door brands. See written limited warranties for complete details, including exceptions and limitations, at PellaAtLowe.com/warranties, or contact Pella Customer Service at 833-767-0926.

³ See written limited warranties for complete details, including exceptions and limitations, at PellaAtLowe.com/warranties, or contact Pella Customer Service at 833-767-0926.

Pella® Impervia®
Black picture windows with custom
grilles-between-the-glass.



Reasons to Replace

Reasons to
Replace

There's more to gain from new windows and doors than thoughtful designs. Check out seven things new Pella products can do for you.

1. Help lower heating and cooling costs.

Drafty, leaky windows make your furnace and air conditioner work harder and increase your energy bills. It's time to get efficient and replace those old windows.

2. Increase your home's value.

Replacement windows have a 75% median return on project costs upon resale.¹

3. Achieve greater energy efficiency.

Pella windows and doors offer energy-efficient options that will meet or exceed ENERGY STAR® certification in all 50 states.²

4. Keep outside noises out and inside noises in.

Insulating window frames and multiple panes of glass help reduce the noise from traffic, lawn mowers and neighborhood activity.

5. Tailor your home to you.

New windows and doors can dramatically improve the beauty of your home — inside and out.

6. Improve comfort and privacy.

Control natural light and privacy with accessible, integrated blinds and shades.

7. Add peace of mind.

With excellent engineering and quality materials, you can be confident that every window and door will operate as intended for years to come.

To learn more, visit PellaAtLowe.com.

¹ Return on project costs upon resale for vinyl replacement windows according to the National Association of Realtors 2025 Remodeling Impact Report. Replacement wood windows have a 71% median return on project costs upon resale.

² Pella products may not meet ENERGY STAR® guidelines in Canada. For more information, contact a Lowe's associate or go to energystar.gc.ca.

Window & Patio Door Buying Made Easy

Follow this six-step guide to make window and patio door shopping a breeze.

1



Evaluate Your Current Windows and Doors

Do you have difficulty cleaning, closing or opening your windows and patio doors? Look for problem signs, such as drafts, condensation, fogging, chipping or water stains. Also consider the style and availability of replacement parts.

2



Identify What's Important To You

Energy efficiency? Less cleaning? Hardware and finishes? Identify which window and patio door features, like between-the-glass blinds, screens or grilles, are most important to you. Design the space that you've always dreamed of.

3



Select the Right Material

It's one of the most important questions: which material is best for my home? Wood, fiberglass and vinyl are common choices, and each has its own unique attributes and distinctive styles. Explore window and patio door materials on pages 11, 19 and 27.

4



Match Windows and Doors to Your Style

Depending on the style, function and your budget, there are a wide variety of window and patio door styles and finishes available. Compare Pella's product lines on pages 36 and 37.

5



Give Your Windows and Doors Personality

Based on the window or patio door line and style you choose, select from dozens of finishes and colors, between-the-glass blinds, shades or grilles to personalize your products. Choose hardware, trim and energy-efficient glass options, too.

6



Talk to an Expert

We understand that window and patio door shopping isn't something you do every day, so we are here to help. Visit your local Lowe's Home Improvement store or PellaAtLowe.com, or schedule an in-home consultation to see samples, get measurements and receive a free quote.

Aluminum-Clad Wood Windows & Patio Doors

Get the beauty and warmth of natural wood, our most customizable designs and exceptional energy efficiency. Personalize your windows and patio doors to match your home with special sizes, integrated blinds and shades, grilles, premium interior and exterior colors and hardware finishes.

Our innovative EnduraGuard® wood protection provides advanced protection against the effects of moisture — helping to provide long-lasting performance. Pella's wood products are backed by the best limited lifetime warranty in the industry for wood windows and patio doors.*

Pella Lifestyle Series

Designed to deliver exceptional performance and create unique room-by-room solutions with performance options and time-tested innovations.



The best limited lifetime warranty.

Pella wood products are covered by the best limited lifetime warranty for wood windows and patio doors.* See written limited warranty for details, including exceptions and limitations, at PellaAtLowe.com/warranties.

* Based on comparing written limited warranties of leading national wood window and wood patio door brands. See Pella written Limited Warranty for details, including exceptions and limitations, at www.PellaAtLowe.com/warranties, or contact Pella Customer Service at 833-767-0926.

Pella® Lifestyle Series
Pella Lifestyle Series triple-pane
awning window with shades-
between-the-glass.

Pella® Lifestyle Series

Aluminum-Clad Wood

Pella Lifestyle Series

#1 performing wood window and patio door¹

For the combination of energy, sound and value.

Hidden Screen and other innovations

Revolutionary screen appears when you open the window and folds away when it is closed.

83% more energy efficient²

On average compared to single-pane windows — with performance solutions for improved comfort.



Exceptional performance and style.

Style flexibility. Whether your home is traditional, modern or somewhere in between, create beautiful windows and patio doors that fit your style.

Redefining performance. Get both unrivaled energy efficiency and sound performance at an incredible value. With the Ultimate Performance package, windows are on average 79% more energy efficient and reduce 52% more outside noise than single-pane windows.^{2,6}

Enhanced durability. Our windows are designed to stand the test of time with exclusive EnduraGuard® wood protection and an aluminum-clad exterior with EnduraClad®.

Room-by-room solutions.

Hidden Screen. The innovative window screen gives you a clear view when your window is closed and improves curb appeal year-round. Available on double-hung windows.

Integrated blinds and shades. Intentionally designed to be accessible, blinds and shades are tucked between glass panes and are protected from dust, pets and little hands.

TuffScreen® by Phifer. The heavy-duty vinyl-coated patio door screen is tear, puncture and damage resistant, standing up to pets, children and harsh weather. The TuffScreen® by Phifer is 2.5x stronger than a standard screen.⁷



View features and options online or ask an associate.

Create solutions that are perfect for real life. Covered by the best limited lifetime warranty for wood windows and patio doors, Pella Lifestyle Series offers everything you love about wood — including beauty, durability and style flexibility.³ Begin with dual- or triple-pane glass and then select from the most desired features and options.⁴

Pella Lifestyle Series is the #1 performing wood window and patio door for the combination of energy, sound and value.¹ We designed windows and patio doors to work for your life, room-by-room, packing them with time-tested innovations including the Hidden Screen and integrated blinds and shades. Select windows available with the Pella Steady Set™ interior installation system, the industry's fastest, most labor efficient wood window installation system with uncompromising quality.⁵

¹ Performance solutions require upgrades to triple-pane, AdvancedComfort Low-E and mixed glass thickness. Based on comparing product quotes and published STC/OITC and U-Factor ratings of leading national wood window and patio door brands.

² Window energy efficiency calculated in a computer simulation using RESFEN 6.0 default parameters for a 2000 sq. foot new construction single-story home when comparing Pella Lifestyle Series windows with Advanced Comfort Low-E triple-pane glass with argon and mixed glass thickness to a single pane wood or vinyl window. Double-hung windows are not available with triple-pane glass. The energy efficiency and actual savings will vary by location. The average window energy efficiency is based on a national average of 94 modeled cities across the country and weighting based on population. For more details see pella.com/methodology.

³ Based on comparing written limited warranties of leading national wood window and wood patio door brands. See Pella written Limited Warranty for details, including exceptions and limitations, at PellaAtLowe.com/warranties, or contact Pella Customer Service at 833-767-0926.

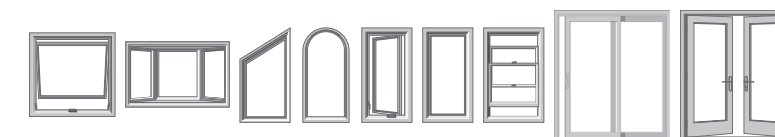
⁴ Double-hung window only available with dual-pane glass.

⁵ Comparing average install time and plumb/level/square measurements of leading national wood window brands when installed following the manufacturer's standard installation methods for new construction windows.

⁶ Reduction in sound based on OITC ratings of Pella Lifestyle Series windows with triple-pane glass with mixed glass thickness to a single-pane wood or vinyl window with an OITC of 19. Calculated by using the sound transmission loss values in the 80 to 4000 Hz range as measured in accordance with ASTM E-90(09). Actual results may vary.

⁷ Based on the composite results of a 5-panel strength analysis comparing TuffScreen and standard screening. All trademarks are property of their respective owners.


Available in these window and patio door styles:



Special shapes also available.


Colors & Finishes

Wood Type A beautiful wood species to complement your home's interior.



Pine

Prefinished Pine Interior Colors We can prefinish in a variety of beautiful colors. Unfinished or primed and ready-to-paint are also available.



White Bright White Linen White Natural Golden Oak Early American Provincial Black

Aluminum-Clad Exterior Colors Our low-maintenance EnduraClad® exterior finish resists fading and helps protect windows and patio doors for years.



Black White Brown Fossil Iron Ore Portobello Putty Almond Classic White Brick Red Hartford Green Wolf Gray

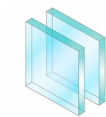
Glass¹

InsulShield® Low-E Glass²




Advanced Low-E insulating dual- or triple-pane glass with argon
AdvancedComfort Low-E dual- or triple-pane glass with argon
NaturalSun Low-E insulating dual- or triple-pane glass with argon
NaturalSun+ Low-E insulating dual-pane glass
SunDefense™ Low-E insulating dual- or triple-pane glass with argon
SunDefense+ Low-E insulating dual-pane glass

Additional Glass Options





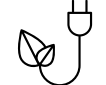

Tempered glass available on dual- and triple-pane products




Obscure and frosted obscure glass available on dual- and triple-pane products

Performance Packages

To make things easier, we've created performance packages that highlight what's most important to you. Performance solutions offer an unbeatable combination of energy efficiency, sound control and value.¹ Upgrade from a dual- to a triple-pane glass design with the packages below to meet the unique needs of each room in your home. All values below are averages compared with single-pane windows.

Performance	 Improved energy efficiency and sound performance.	71% More Energy Efficient ²	+	34% Noise Reduction ³
Sound Control	 Exceptional noise control for a quieter home.	52% Noise Reduction ³		
Energy Efficiency	 Superior energy efficiency for a more comfortable home.	83% More Energy Efficient ²		
Ultimate Performance	 The best combination of energy efficiency and noise control.	79% More Energy Efficient ²	+	52% Noise Reduction ³



Scan the QR code to learn more about how each performance package can benefit your home.


¹ Double-hung window available with dual-pane glass only.
² Optional high-altitude Low-E insulating glass does not contain argon in most products. Please see a Lowe's associate for more information.

¹ Performance solutions require upgrades to triple-pane, AdvancedComfort Low-E and mixed glazing thickness glass. Based on comparing product quotes and published STC/OITC and U-Factor ratings of leading national wood window and patio door brands.
² Window energy efficiency calculated in a computer simulation using RESFEN 6.0 default parameters for a 2000 sq. foot new construction single-story home when Pella Lifestyle Series windows with the respective performance package are compared to a single-pane wood or vinyl window. The energy efficiency and actual savings will vary by location. The average window energy efficiency is based on a national average of 94 modeled cities across the country and weighting based on population. For more details see pella.com/methodology.
³ Reduction in sound based on OITC ratings of Pella Lifestyle Series windows with respective performance package compared to a single-pane wood or vinyl window with an OITC of 19. Calculated by using the sound transmission loss values in the 80 to 4000 Hz range as measured in accordance with ASTM E-90(09). Actual results may vary.


Grilles

Grille Types Choose the look of true divided light or make cleaning easier by selecting grilles-between-the-glass.

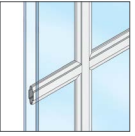
Dual-Pane:



Simulated-Divided-Light with Spacer 7/8"¹




Simulated-Divided-Light without Spacer 7/8"¹




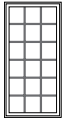

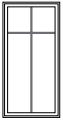

Aluminum Grilles-Between-the-Glass 3/4"²

Triple-Pane:



Aluminum Grilles-Between-the-Glass 3/4"²

Grille Patterns Choose from one of our standard grille patterns, or create a unique look with custom grille patterns.








9-Lite Prairie Traditional Top Row Cross Custom

Screens³


Rolscreen® Rolscreen soft-closing retractable screens roll out of sight when not in use. Available on casement and awning windows.

Hidden Screen The easy-to-use Hidden Screen appears when you open a double-hung window and folds away when the window is closed. It gives you a clear view when your window is closed and improves curb appeal year-round. Hidden Screen cartridge available in Black, White, Brown, Fossil and Iron Ore colors to match or complement the exterior cladding color choice.



See the Hidden Screen in action

Flat InView™ screens let in 14% more light and are 8% more open for improved airflow when compared to the conventional fiberglass screen.⁴



InView™

TuffScreen® by Phifer Keep bugs out and enjoy more fresh air with one of the most durable screen options on the market. The heavy-duty vinyl-coated screen is tear, puncture and damage resistant, standing up to pets, children and harsh weather. The TuffScreen® by Phifer is 2.5x stronger than a standard screen.⁵ Available on sliding patio doors.

Integrated Blinds & Shades

Integrated Blinds^{*} Raise blinds up for an unobstructed view or tilt to let in the right amount of light.















White Poplar White Bisque Golden Mocha Storm Black

Integrated Shades^{*} Our best integrated fabric shades feature a white exterior fabric for a uniform look from the street.

Light-Filtering:

Room-Darkening:






White Maize Silver Cotton Bamboo Ash


Haven't landed on your final blind or shade color yet? No problem. With our patented triple-pane design, you can make the decision later in the process. Our triple-pane products come with all of the hardware to add blinds or shades before they arrive to your home or later in the building or remodeling process.

Window Hardware

Essential Collection Our most popular designs with finishes to suit every style.







Fold-Away Crank





Cam-Action Lock

Finishes:

Champagne White Brown Matte Black

Satin Nickel Satin Brass

Patio Door Hardware

Essential Collection Elevate your style and transform your home with elegant selections.



Hinged Patio Door Handle



Sliding Patio Door Handle

Finishes:






Champagne White Brown Matte Black




Satin Nickel Satin Brass

¹ Color-matched to your product's interior and exterior color.

² Appearance of exterior grille color may vary depending on the Low-E insulating glass selection.

³ Warning: Use caution when children or pets are around open windows and doors. Screens are not designed to retain children or pets.

⁴ Improved airflow is based on calculated screen cloth openness. Screen cloth transmittance was measured using an integrated sphere spectrophotometer.

⁵ Based on the composite results of a 5-panel strength analysis comparing TuffScreen and standard screening. All trademarks are property of their respective owners.

* Available on triple-pane products only.

Pella Impervia
Casement windows with a Black interior and
exclusive, patented Easy-Slide Operator.




Windows & Patio Doors
Fiberglass

Fiberglass Windows & Patio Doors

As a leader in innovation since 1925, we created our proprietary fiberglass to give our customers more — more strength for long-lasting use and thinner profiles with more glass. Our fiberglass is the strongest material for windows and patio doors, engineered for lasting durability.*

Trusted in tools, boats, bridges and more, fiberglass is a naturally strong and durable material making it a superior choice for windows and patio doors. Our exclusive fiberglass material is made through a one-of-a-kind manufacturing process. Our easy-to-care-for fiberglass windows and patio doors feature a long-lasting powder-coat finish that will never need to be painted or refinished.



PROPRIETARY FIBERGLASS MATERIAL
Pella's fiberglass windows and patio doors are made from our proprietary fiberglass material through our one-of-a-kind manufacturing process.



The confidence of Pella's warranty.

Pella products are backed by some of the strongest warranties in the business. See written limited warranty for details, including exceptions and limitations, at PellaAtLowe.com/warranties.

* Pella's proprietary fiberglass material has displayed superior strength over wood, vinyl, aluminum, wood/plastic composites, and other fiberglass materials used by leading national brands in tensile and 3-point bend tests performed in accordance with ASTM D638 and D790 testing standards.

Unmatched strength & lasting durability

Made from our proprietary fiberglass, the strongest material available for windows and patio doors.¹

Sleek, timeless style

Versatile design elements combined with sleek profiles and clean lines deliver a timeless style.

Proven performance

Outstanding resistance to water, wind and outside noises all while increasing energy efficiency, security and ease of operation.



Engineered for lasting durability.

Superior strength.¹ Pella Impervia products are made from our proprietary fiberglass material and are on average 73x more impact-resistant than a leading wood/plastic composite product.³

Tested to the extremes. Tested from -40°F to 180°F, our fiberglass is designed to withstand subzero cold, the most extreme heat and the rigorous performance requirements of a commercial building.^{4,5}

Low-maintenance powder-coat finish. Our long-lasting powder-coat finish resists chalking and fading and helps keep your windows and patio doors beautiful.

Sleek, timeless style.

Versatile design elements. With sleek profiles and clean lines, Pella Impervia products deliver a timeless style. Offering solid- and dual-color frames, and grilles-between-the-glass to achieve your design.

Larger combinations. The superior strength of Pella's fiberglass allows you to combine standard and special-size windows together to create larger, unique combinations, made just for your home.

Revolutionary hardware design. Slide open your casement and awning windows without the effort of cranking with the revolutionary Easy-Slide Operator hardware. The slim, sleek design provides a modern aesthetic paired with a comfort grip for easy use and smooth operation.

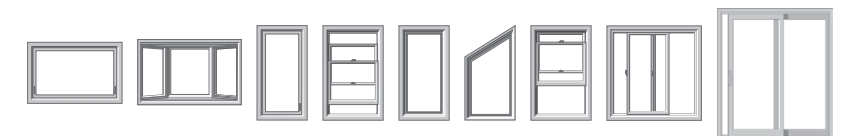


View features and options online or ask an associate.

Pella Impervia products deliver unmatched strength and lasting durability with sleek, timeless style and proven performance. These windows and patio doors are made from our proprietary fiberglass, the strongest material available for windows and patio doors.¹ Tested in extremes and designed for every day, these windows and patio doors deliver outstanding resistance to water, wind and outside noises all while increasing energy efficiency, security and ease of operation.

Suitable for all climates, our fiberglass windows and patio doors help you create a comfortable home year-round. Pella Impervia offers energy-efficient options that will meet or exceed ENERGY STAR® guidelines in all 50 states.² Optional foam insulation and triple-pane glass further improves energy and sound performance.

Available in these window and patio door styles:




Special shapes also available.

¹ Pella's proprietary fiberglass material has displayed superior strength over wood, vinyl, aluminum, wood/plastic composites, and other fiberglass materials used by leading national brands in tensile and 3-point bend tests performed in accordance with ASTM D638 and D790 testing standards.
² Some Pella products may not meet ENERGY STAR® guidelines in Canada. For more information, contact a Lowe's associate or go to energystar.gc.ca.
³ Impact testing performance based on testing 7 samples of each material using ASTM D256, Method A.
⁴ In testing performed with ASTM testing standards, Pella's fiberglass has displayed superior performance in strength, ability to withstand extreme heat and cold and resistance to dents and scratches. Special shape windows are made from a fiberglass resin material.
⁵ Pella Impervia windows and patio doors have a performance class of LC or higher. For information on product ratings see www.pella.com/performance.


Colors & Finishes

Frame Colors Our long-lasting and low-maintenance powder-coat finish resists chalking and fading so you never need to paint or refinish.

Solid-Color Frame:



Dual-Color Frame:



Glass & Additional Energy Efficiency Upgrades

InsulShield® Low-E Glass²



Advanced Low-E insulating dual- or triple-pane glass with argon



Advanced Comfort Low-E dual-pane glass with argon



NaturalSun Low-E insulating dual- or triple-pane glass with argon



NaturalSun+ Low-E insulating dual-pane glass




SunDefense™ Low-E insulating dual- or triple-pane glass with argon



SunDefense+ Low-E insulating dual-pane glass

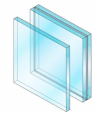
Additional Glass Options




Tempered glass




Laminated (non-impact-resistant)³, tinted⁴ or obscure glass



STC (Sound Transmission Class) dual-pane sound control glass⁵



Triple-pane glass⁶



Impact-resistant glass⁷

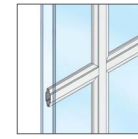
Foam Insulation Options

Optional foam-insulated frames are available to increase energy efficiency.

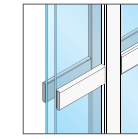


Grilles

Grilles Grilles are color-matched to the window or patio door interior and exterior frame color.



Aluminum Grilles-Between-the-Glass 3/4"¹



Applied Grilles²

Grille Patterns

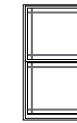
Choose from one of our standard grille patterns, or create a unique look with custom grille patterns.³



Traditional




6-Lite Prairie



9-Lite Prairie



Top Row



Custom

¹ Dual-color frames are available with a block frame or non-integrated nailing fin.

² Optional high-altitude Low-E insulating glass available with or without argon on select products.

³ For best performance, the laminated glass may be in the interior or exterior pane of the insulating glass, depending on the product.

⁴ Available with Advanced Low-E insulating glass with argon with bronze, gray or green tint on selected products.

⁵ Sound control glass consists of dissimilar glass thickness (3mm/5mm or 5mm/3mm).

⁶ Available on direct set windows, awning windows, casement windows and patio doors.

⁷ Available only on casement, awning and direct set windows and sliding patio doors.

¹ Appearance of exterior grille color may vary depending on the Low-E insulating glass selection.


² Available on direct set windows only.

³ Grille patterns offered may vary per product. See specific product information for availability.

Screens¹

Window and
Patio Door
Screens

InView™ screens let in 14% more light and are 8% more open for improved airflow when compared to the conventional fiberglass screen.²



InView™

Window Hardware

Casement
& Awning

The patented Easy-Slide Operator is a revolutionary way to operate casement and awning windows. Simply slide to open, without the effort of cranking. With precision venting technology, the window will open to an exact location. Or select the fold-away crank, that folds neatly away, against the window frame. Both solutions allow roomside window treatments to hang neatly.



Easy-Slide
Operator



Fold-Away
Crank

Color-Matched
Finishes:



White Brown Matte Black Tan Morning Sky Gray

Additional
Finish:³



Satin Nickel

Sliding, Single-
& Double-Hung

Pella's cam-action lock pulls the sash against the weatherstripping on single-hung, double-hung and sliding windows for a tighter seal.




Cam-Action Lock

Color-Matched
Finishes:



White Brown Matte Black Tan Morning Sky Gray

Additional
Finish:³



Satin Nickel

Patio Door Hardware

Sliding Patio
Door

Elevate your style and transform your home with elegant selections.



Sliding Patio
Door Handle

Color-Matched
Finishes:



White Brown Matte Black Tan Morning Sky Gray

Additional
Finish:³



Satin Nickel

Secure Vent
Lock

A secure vent lock comes standard on all Pella Impervia sliding patio doors and provides security in both the closed and venting positions.



Secure Vent Lock

Color-Matched
Finishes:



White Brown Matte Black Tan Morning Sky Gray

Patio Door Blinds

Blinds-Between-
the-Glass

Add privacy and complement your home's decor with blinds-between-the-glass. Located between panes of glass, blinds are protected from dust, dirt and damage.



White Slate Gray Espresso

¹ Warning: Screen will not stop child or pet from falling out of window or door. Keep child or pet away from open window or door.

² Improved airflow is based on calculated screen cloth openness. Screen cloth transmittance was measured using an integrated sphere spectrophotometer.

³ Only available on the fold-away crank.

Pella® 250 Series
Dual-pane two-panel sliding
patio door with a White
exterior.

Windows & Patio Doors
Vinyl

Vinyl Windows & Patio Doors

When you want low-maintenance, energy efficient and affordable windows and patio doors, vinyl is the right choice. Our unique vinyl formula is performance-tested for excellent weathering, durability and color retention.

Multi-chambered frames and metal-reinforced, interlocking sashes add strength and durability while helping to prevent warping, sagging and bowing. White, Almond and Fossil-colored frames, with optional upgrades to dual-color frames, are available on select product lines.

Pella 250 Series

Innovative and enhanced security and privacy features for more peace of mind.

Pella 150 Series

Quality vinyl windows and patio doors, backed by Pella.



The confidence of Pella's warranty.

Pella products are backed by some of the strongest warranties in the business. See written limited warranty for details, including exceptions and limitations, at PellaAtLowe.com/warranties.

Pella® 250 Series

Vinyl

Pella 250 Series

Innovative security and privacy features


Optional security and privacy features on windows and patio doors give you more peace of mind.

52% stronger window frames¹

Multi-chambered vinyl frames and optional reinforced sashes are stronger than ordinary vinyl for increased durability.

62% more energy efficient²

Windows with triple-pane glass create a more comfortable home than windows with single-pane glass.



Strong and secure vinyl.

Improved security. The Pella 250 Series sliding patio door with secure vent lock meets or exceeds the highest industry requirements for forced entry and is our most secure vinyl patio door.³

Unique tamper prevention system. Double- and single-hung windows are designed with an interlocking checkrail, steel hardware reinforcement and a unique anti-jar sill.

Strong vinyl material. With multi-chambered frames and optional steel reinforced sashes, these frames are 52% stronger than ordinary vinyl, resist warping and twisting and install easily.¹

More of everything you love.

Excellent energy efficiency. Multiple insulating air chambers deliver comfort for your home. Upgraded triple-pane windows are on average 62% more energy efficient than single-pane windows.²

Innovative Hidden Screen. It appears when the window is opened and folds away when it is closed, providing easy access to fresh air and light without compromising your view.

Quality that lasts. To help ensure our products exceed industry requirements and expectations, we test both the entire window and individual parts for strength and durability.



View features and options online or ask an associate.

Pella 250 Series products offer innovative and enhanced security and privacy features for more peace of mind. Our exclusive vinyl formula is performance tested for excellent weathering, durability and color retention. Insulating frame chambers improve energy efficiency and multi-chambered frame designs are 52% stronger than ordinary vinyl.¹

With innovative and enhanced security and privacy features and our low-maintenance, easy-care vinyl, Pella 250 Series windows and patio doors are a great complement to your home's design.

Available in these window and patio door styles:



Special shapes also available.

¹ Based on the force required to bend a window frame profile.

² Window energy efficiency calculated in a computer simulation using RESFEN 5.0 default parameters for a 2000 sq. foot existing single-story home when comparing a Pella 250 Series vinyl window with InsuShield Advanced Low-E triple pane glass with argon to a single paned wood or vinyl window. The range of energy efficiency will vary from 54% to 77% and will vary by location. Your actual savings will vary. The average window energy efficiency is based on a national average of 94 modeled cities across the country with an adjustment based on population. For more details see pella.com/methodology.

³ Grade 40 rating achieved on individual 2-panel sliding doors 95" x 95.5" or smaller per ASTM F842, a test for forced entry excluding glass breakage.

Colors & Finishes

Frame Colors Create a signature look with a solid-color frame. A solid color throughout the vinyl formula keeps minor dings and scratches virtually invisible. Or add design interest with dual-color frames, featuring a White interior frame and your choice of laminated exterior colors.

Solid-Color Frames:

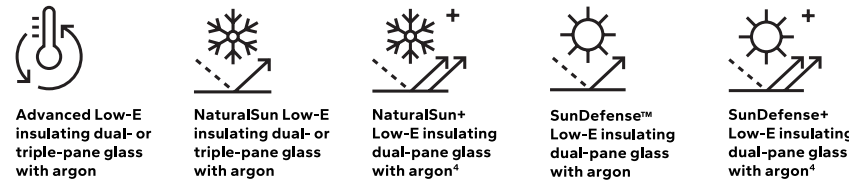


Dual-Color Frames:




Glass & Additional Energy Efficiency Upgrades

InsulShield® Low-E Glass³ Pella's InsulShield® glass collection offers innovative and energy-saving choices for your climate.



Additional Glass Options Additional glass options provide added benefits, such as more strength, improved energy efficiency or additional design options.

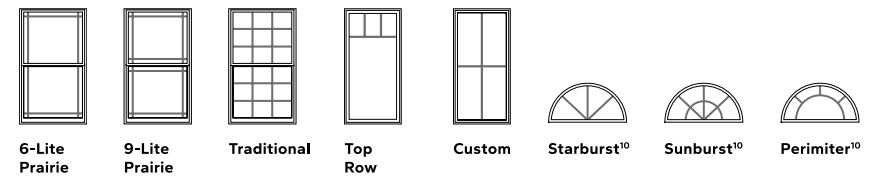


Grilles

Grille Types Grilles are color-matched to the window or patio door interior and exterior frame color.



Grille Patterns Choose from one of our standard grille patterns or create a unique look with custom patterns.⁹



Screens¹¹

InView™ InView high-transparency screens come standard and provide a clearer view than conventional fiberglass screens.

Hidden Screen The exclusive, easy-to-use Hidden Screen appears when you open a single-hung, double-hung or sliding window and folds away when the window is closed.

¹ Exterior and interior are an applied laminate finish, not an extruded color. Black available on pass through windows and patio doors only.
² Exterior is an applied laminate finish, not an extruded color.
³ Optional high-altitude Low-E insulating glass available with or without argon on select products.
⁴ Available on awning, casement, sliding, double-hung, single-hung and fixed frame windows and sliding patio doors only.
⁵ Available in both dual-pane and triple-pane glass.
⁶ Available on windows only.
⁷ Appearance of exterior grille color may vary depending on the Low-E insulating glass selection.
⁸ Grilles are not available with blinds-between-the-glass on Pella 250 sliding patio doors.
⁹ Grille patterns offered may vary by product. See specific product information for availability.
¹⁰ Only available with a curved product or curved glass.
¹¹ Warning: Use caution when children or pets are around open windows and doors.

Window Hardware

Casement & Awning

Our casement and awning hardware folds neatly out of the way so it won't interfere with roomside window treatments.



Fold-Away Crank

Color-Matched Finishes:



White

Almond

Fossil

Sliding, Single- & Double-Hung

Pella's cam-action lock pulls the sashes against the weatherstripping for a tighter seal. Optional AutoLock hardware automatically locks the window when it is shut, simply close the sash and confirm it latches.



Cam-Action Lock



Autolock

Color-Matched Finishes:



White

Almond

Fossil

Integrated Sash Lift

Make raising and lowering single- and double-hung window sashes easy with a standard, integrated sash lift.



Window Integrated Sash Lift

Color-Matched Finishes:



White

Almond

Fossil

Window Limited Opening Devices

Limited opening devices restrict how far a window sash can open. For single- and double-hung windows, a vent stop can be engaged or disengaged manually and restricts how far the bottom sash can open. For casement and awning windows, stainless steel limited opening devices are available. Window Opening Control Devices (WOCDs) comply with safety standards and allow for ventilation, emergency escape and rescue when released. Color-matched WOCDs are available on single- and double-hung windows, while stainless steel WOCDs are available on casement and awning windows.



Vent Stop



Window Opening Control Device

Color-Matched Finishes:



White

Almond

Fossil

Patio Door Hardware

Handles

Match your door's interior and exterior color with a color-matched, corrosion-resistant handle, or choose to upgrade the interior finish to add a touch of style.



Standard Sliding Patio Door Handle with Standard Pull Exterior Handle¹



Standard Sliding Patio Door Handle with Matched Exterior Handle¹



Flush Sliding Patio Door Handle²

Color-Matched Finishes:



White

Almond

Fossil



Brown³



Black

Secure Vent Lock

Pella® 250 Series sliding patio doors with a secure vent lock meet or exceed the highest industry requirements for forced entry.⁴ The secure vent lock delivers dual functionality with secondary venting and locking abilities.



Secure Vent Lock

Color-Matched Finishes:



White

Almond

Fossil



Black

Patio Door Blinds⁵

Blinds-Between-the-Glass

Add privacy and complement your home's decor with blinds-between-the-glass. Located between panes of glass, blinds are protected from dust, pets and damage.



White

¹ Available in color-matched finishes only.

² Available in White and Black on premium panel styles only

³ Available as an exterior finish only.

⁴ Grade 40 rating achieved on individual 2-panel sliding doors 95" x 95.5" or smaller per ASTM F842, a test for forced entry excluding glass breakage.

⁵ Available on dual-pane products only. Not available on sliding patio doors with grilles-between-the-glass.

Pella® 150 Series

Vinyl

Long-lasting vinyl

Pella 150 Series products use a precision welding process and a fade-resistant formula for added strength and durability.

Energy-efficient windows

Pella 150 Series windows offer solutions to meet or exceed ENERGY STAR® guidelines.¹

Helps make installation easier

Windows and patio doors feature solutions for easier installation.

Pella 150 Series



Long-lasting windows.

No refinishing. Low-maintenance, easy-care vinyl means no more painting, staining or refinishing.

Resists warping. Have fewer worries about warping, sagging or bowing vinyl with our precision welding process. Pella's design helps eliminate "vinyl smile".

Fade-resistant formula. Pella's vinyl uses a fade-resistant formula that is performance-tested for excellent weathering, durability and color retention.

High-quality vinyl.

Increased year-round comfort. Keep your home warmer in the winter and cooler in the summer with energy-efficient vinyl windows and patio doors

Easier installation. Even the best performing windows and patio doors are only as good as their installation. Installation solutions include fully assembled sliding patio doors and perimeter foam on block frame double-hung windows for quicker installation.²

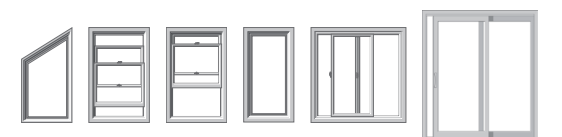
Backed by Pella. Pella 150 Series windows and patio doors are backed by a national network of dedicated and professionally trained service specialists. With one of the best warranties in the business from a brand you trust.³



View features and options online or ask an associate.

Pella 150 Series vinyl windows and patio doors, available exclusively through Lowe's, feature long-lasting, quality vinyl frames — without the maintenance of painting, staining or refinishing. They are easier to install, energy efficient and are tested for excellent weathering, durability and color retention. Most importantly, you can have peace of mind knowing your windows and patio doors are backed by Pella, a leader in the window and door industry for 100 years.

Available in these window and patio door styles:⁴



Special shapes also available.

¹ Some Pella products may not meet ENERGY STAR® guidelines in Canada. For more information, contact a Lowe's associate or go to energystar.gc.ca.

² Double-hung windows available in East region only.

³ The Pella Limited Lifetime Warranty is non-prorated, meaning the coverages within the defined warranty periods do not decrease over time. See written limited warranty for details, including exceptions and limitations, at PellaAtLoves.com/warranties, or contact Pella Customer Service at 877-473-552.

¹ Some Pella products may not meet ENERGY STAR® guidelines in Canada. For more information, contact a Lowe's associate or go to energystar.gc.ca.

² Double-hung windows available in East region only.

³ The Pella Limited Lifetime Warranty is non-prorated, meaning the coverages within the defined warranty periods do not decrease over time. See written limited warranty for details, including exceptions and limitations, at PellaAtLoves.com/warranties, or contact Pella Customer Service at 877-473-552.

Colors & Finishes

Frame Colors Create a signature look with solid-color and dual-color frames. Dual-color frames allow you to choose a different color for the exterior with a White interior.

Solid-Color:



Glass & Additional Energy Efficiency Upgrades

InsulShield®
Low-E Glass¹



Advanced Low-E insulating dual-pane glass with argon²



AdvancedComfort Low-E insulating dual-pane glass with argon³



SunDefense™ Low-E insulating dual-pane glass with argon²



SunDefense+ Low-E insulating dual-pane glass

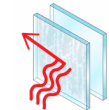


NaturalSun Low-E insulating dual-pane glass with argon²




NaturalSun+ Low-E insulating dual-pane glass

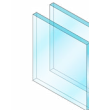
Additional
Glass Options



Obscure Low-E insulating glass³



Tempered glass



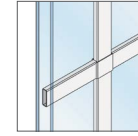
Annealed glass

Foam Insulation
Options

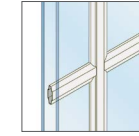
Optional foam-insulated frames are available to increase energy efficiency.⁴

Grilles

Grille Types Grilles are color-matched to the window or patio door interior and exterior frame color.¹



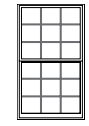
Grilles-Between-the-Glass Flat 5/8"^{2,3}



Grilles-Between-the-Glass Contour 3/4"²

Grille
Patterns

Choose from a variety of grille patterns for the traditional look of divided light.⁴



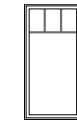
Traditional



6-Lite Prairie



9-Lite Prairie




Top Row



Custom Equally Divided

Screens⁵

InView™ InView™ window screens come standard on all Pella 250 Series windows and Pella 150 Series windows and patio doors.. They let in 14% more light and are 8% more open for improved airflow compared to conventional screens.⁶



Sliding Patio
Door Screens

Heavy-duty sliding screens are optional on sliding patio doors.

¹ Optional high-altitude Low-E insulating glass available with or without argon on select products.

² Not available with blinds-between-the-glass on Pella 150 Series sliding patio doors.

³ Available in the West Region only.

⁴ Foam insulation available only on double-hung, single-hung, and sliding windows.

¹ Appearance of exterior grille color may vary depending on the Low-E insulating glass selection.

² Grilles are not available with blinds-between-the-glass on sliding patio doors.

³ Available in the West Region only.

⁴ Grille patterns offered may vary by product. See specific product information for availability.

⁵ Warning: Use caution when children or pets are around open windows and doors. Screens are not designed to retain children or pets.

⁶ Improved airflow is based on calculated screen cloth openness. Screen cloth transmittance was measured using an integrated sphere spectrophotometer.

Window Hardware

Sliding, Single- & Double-Hung

Pella's cam-action locks push the sashes against the weatherstripping for a tighter seal. Optional AutoLock hardware automatically locks the window when it is shut, simply close the sash and confirm it latches.



Cam-Action Lock

Color-Matched Finishes:



White

Almond

Fossil

Integrated Sash Lift

Make raising and lowering single- and double-hung window sashes easy with a standard, integrated sash lift.



Window Integrated Sash Lift

Color-Matched Finishes:



White

Almond

Fossil

Window Limited Opening Devices

A vent stop can be engaged or disengaged manually and restricts how far the bottom sash of a double-hung window can open. A window opening control device (WOCD) complies with a safety standard and allows for ventilation, emergency escape and rescue when released. A WOCD automatically limits the sash opening to less than four inches, unless it is intentionally disengaged, enabling the sash to fully open.



Vent Stop



WOCD

Color-Matched Finishes:



White

Almond

Fossil

Patio Door Hardware

Sliding Patio Door Handle

Match the door's exterior color with a color-matched handle or coordinate it with other finishes in your home.



Sliding Patio Door Handle

Color-Matched Finishes:



White

Almond

Fossil

Additional Interior Finishes:



Oil-Rubbed Bronze

Satin Nickel

Patio Door Blinds & Shades

Blinds-Between-the-Glass^{2,3}

Add privacy and complement your project's decor with blinds-between-the-glass. Located between panes of glass, blinds are protected from dust, pets and damage.



White⁴

¹ To achieve a Grade 40 rating on ASTM F842, a test for forced entry excluding glass breakage, the optional footbolt must be installed and engaged.

² Availability varies by size. See a Pella professional for details.





³ Available on dual-pane products only. Not available on sliding patio doors with grilles-between-the-glass.

⁴ Only available on 60" x 80" and 72" x 80" doors.

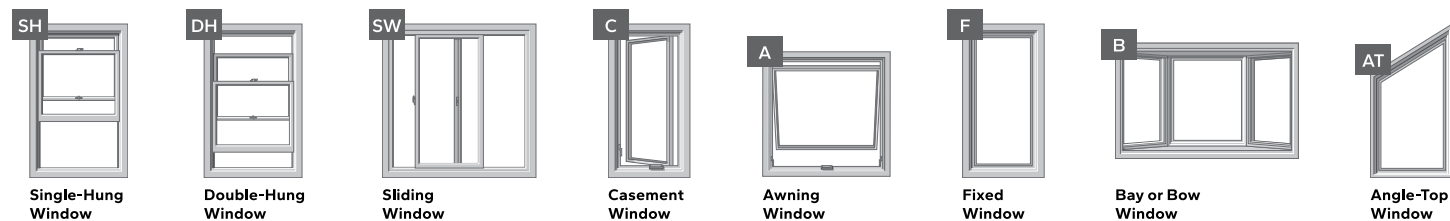
Compare Window & Patio Door Lines

Review our lines and discover your best fit.

For more information on Pella's window and patio door offering, please visit your local Lowe's store or visit [PellaAtLowe.com](https://www.pella.com).

				
Product Line	Pella Lifestyle Series	Pella Impervia®	Pella 250 Series	Pella 150 Series
Material	Aluminum-Clad Wood	Fiberglass	Vinyl	Vinyl
Price	\$\$\$-\$\$\$\$	\$\$\$\$	\$\$	\$
Description	Designed to deliver exceptional performance and create room-by-room solutions with time-tested innovations including the Hidden Screen and integrated blinds and shades. Available performance solutions offer an unbeatable combination of energy efficiency, sound control and value. ²	Pella Impervia products are engineered to last. Our proprietary fiberglass material provides unmatched strength and lasting durability with sleek, timeless style. ⁴ Tested in extremes and designed for every day, these windows and patio doors deliver proven performance.	Pella 250 Series products offer innovative and enhanced security and privacy features for more peace of mind. Made with beautiful easy-care vinyl, these windows and patio doors provide Pella craftsmanship in a great-looking product.	Pella 150 Series products, available exclusively through Lowe's, feature long-lasting, quality vinyl frames. They are easier to install, energy efficient and are tested for excellent weathering, durability and color retention.
Window Styles¹	A AT B C CT DH ² F	A AT C CT DH F SH SW	A AT B C CT DH F SH SW	AT CT DH ² F SH SW
Patio Door Style	SD HD	SD	SD	SD

Window & Patio Door Styles¹



¹ Additional special shapes also available.

² Performance solutions require upgrades to triple-pane, AdvancedComfort Low-E and mixed glass thickness. Based on comparing product quotes and published STC/OTC and U-Factor ratings of leading national wood window and patio door brands.

³ Double-hung window only available with dual-pane glass.

⁴ Pella's proprietary fiberglass material has displayed superior strength over wood, vinyl, aluminum, wood/plastic composite and other fiberglass materials used by leading national brands in tensile and 3-point bend tests performed in accordance with ASTM D638 and D790 testing standards.

⁵ Duracast material is not available on all product configurations.

⁶ In testing performed in accordance with ASTM testing standards, Pella's Duracast has displayed superior performance in strength, ability to withstand extreme heat and cold, and resistance to dents and scratches.

⁷ Available in the East Region only.

Additional Solutions

Give your home an inviting look with exterior solutions from Pella.



Pella® Entry Doors

A curated collection of fiberglass and steel entry doors delivering dependable performance and inspired designs.



Storm Doors

Complement your home's entryway with a storm door that creates the ideal first impression.



View features and options online or ask an associate.

Explore additional Pella solutions at PellaAtLowes.com.

Finish Your Project

Pella offers windows, doors and installation accessories to get the job done right. Installation accessory availability varies by store.



Pella SmartFlash Window and Door Installation Tape Item #147316

Tough, durable and easy to use.

- Stands up to UV exposure
- Can be applied in extreme temperatures as low as 0°F
- Creates a weatherproof seal to help avoid expensive leaks



Pella Installation Sealant Item #1527429

An advanced, one component, polymer-modified polyurethane sealant.

- Paintable in one hour with water-based paints
- Fast curing, no solvents and low VOC
- Withstands extreme temperatures -- apply in temperatures from -40°F to 160°F
- High bond strength and UV resistant
- Interior and exterior applications on Pella window and door products and other construction materials



Pella Reversible Trim Coil Item #1527428

Fade-resistant formula for a durable, dent-resistant finish.

- Classic White and Brown reversible trim coil complements Pella vinyl and wood products — additional colors available through special order
- Made from low-maintenance aluminum
- 0.024" thickness
- Roll dimensions: 12 in. x 25 ft.



Window & Door Trim Options

Interior Wood Trim

Dramatically reduce installation time with factory-applied and factory-finished trim. Pella's beautiful trim options provide a vast range of choices that are true to your home's architectural style and décor.

The trim around Pella® wood, fiberglass or vinyl windows and doors can coordinate with other trim in your home, including baseboards, crown molding and chair rails. Optional accessories to coordinate with trim profiles are available.

Wood Types

Choose the wood species that best complements your home's interior.



Pine

Oak

Prefinished Pine Interior Colors

Trim is available in a variety of colors. Unfinished or primed and ready-to-paint are also available.



White

Bright White

Linen White

Natural

Golden Oak

Early American

Provincial

Charcoal

Black

Interior Trim Styles

Choose from many styles of prefinished or unfinished wood interior trim to fit your look including these popular styles. Select trim styles available in Oak.



Craftsman

Ranch

Colonial

Curved

EnduraClad® Exterior Trim

Add distinctive architectural detail to your home and set off the Pella wood windows and patio doors with style. Our low-maintenance, aluminum-clad exterior trim arrives factory-applied on windows and patio doors to save installation time and costs.

Exterior Finish Colors

Our low-maintenance, aluminum EnduraClad® exterior finish resists chalking and fading. Custom colors are also available.



Black

White

Brown

Fossil

Iron Ore

Portobello

Putty

Almond

Classic White

Brick Red

Hartford Green

Wolf Gray

Exterior Trim Styles

EnduraClad exterior aluminum trim is available in five standard profiles. Or choose a custom design.



Monroe

Brickmould

Jefferson

3-1/2" Flat Casing

3-1/2" Brickmould*

Installation Methods

Pella makes installing windows and doors easy. Multiple installation methods and exclusive features save time and help reduce costly callbacks.

For complete installation instructions and videos, visit installpella.com.

Let's Go Shopping

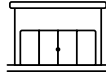
Whether you are in store or at home, Pella has the tools and expertise you need to make the right decision — and make it with greater ease.



Your Lowe's In-Home Sales Specialist

Free Consultation

Get inspired from the comfort of your own home. Schedule a free in-home consultation and a Lowe's In-Home Sales Specialist will come to you. They'll help you find the right product for your home and budget and provide measurements and a free quote.



Visit Lowe's

Want to see products in person? Visit a Lowe's store to work with a dedicated window and door expert. They will curate products to perfectly complement your life and project. Touch products in person to see the latest innovations.



Visit PellaAtLowe's.com

Start from the comfort of your own home. Explore the possibilities online to match your home and personal style, and your home's curb appeal. Discover the innovations, features and options that make Pella® windows and doors an exceptional addition to your home.



Pella products are backed by some of the best warranties in the business.

You can be confident in your investment. Pella windows and patio doors are backed by a strong national brand and some of the strongest warranties.

Want to learn more? Call us at 833-767-0926 or visit PellaAtLowe's.com

NOTE: Product specifications may change without notice. Actual colors may vary from those shown and products may vary slightly from illustrations and photos.

