

Pella® Hurricane Shield Series™




Vinyl

Unwavering hurricane protection with exceptional everyday performance.



- **Trusted hurricane protection**
Engineered and tested to withstand hurricane conditions and the most stringent coastal requirements, these windows and patio doors will meet the requirements of nearly any project and will help protect your customer's home and everything inside. No additional storm preparation is required for our products, simply close and lock them.¹ It's that simple.
- **Storm ratings**
Select Pella Hurricane Shield Series window and patio door designs are tested and rated to be installed in all coastal areas, including the High Velocity Hurricane Zone (HVHZ).
- **Exceptional everyday performance**
Safeguard your project from hurricanes and more with advanced glass technology. Products with laminated glass reduce more noise, block nearly 100% of UV rays, provide exceptional energy efficiency and help provide protection from intruders.
- **Impact and laminated glass**
Laminated glass uses a strong polymer interlayer to help reinforce the window. The interlayer holds the glass together if it's shattered — helping prevent damage and injury that can be caused by wind, water and debris entering your home.
- **Intentional frame design**
Our windows feature up to 16 insulating air chambers for exceptional energy efficiency and comfort, automatically locking hardware and thick vinyl walls for added structural integrity.²
- **Precise installation**
Save time on your next project with the precise-installation design of Pella Hurricane Shield Series windows and patio doors. Our products arrive with installation holes pre-drilled into the frame.
- **Endures harsh conditions**
Our exclusive vinyl formula uses high-grade resins and additives for excellent weathering, durability and color retention. It outperforms in tests designed to mimic Florida's heat, humidity, salt-spray and severe weather.
- **Noise reduction**
Impact glass reduces more noise than standard glass, from the roar of the storm to barking dogs and traffic.
- **Pressure prevention system**
Available on single-hung and sliding windows. The sash recesses back into the frame, allowing for a much higher design pressure.
- **ENERGY STAR® certified**
Pella offers energy-efficient options that will meet or exceed ENERGY STAR® guidelines in Florida and beyond.³
- **Limited lifetime warranty**
Pella Hurricane Shield Series is backed by one of the strongest warranties in the industry. See written limited warranty for details, including exceptions and limitations, at installpella.com/warranties.

Available in these window and patio door styles:



Special shape windows also available.

Product Specifications

| Window and Patio Door Styles | Min. Width | Min. Height | Max. Width | Max. Height | Design Pressure | Performance Values | | | |
|------------------------------|------------|-------------|------------|-------------|------------------|--------------------|-----------|------|---|
| | | | | | | U-Factor | SHGC | HVHZ | FL # |
| Single-Hung | 13.5" | 21" | 52" | 96" | +/- 50 - +/-70 | .30 - .49 | .13 - .48 | Yes | 4091, 5823, 18689, 17647, 16177, 17339 |
| Sliding | 21" | 13.5" | 125.625" | 63" | +/-30 - +/-60 | .28 - .50 | .13 - .61 | Yes | 4092, 16735, 16736 |
| Casement | 17.875" | 20" | 37" | 80" | +/- 65 - +/-70 | .26 - .47 | .11 - .51 | Yes | 4452, 6890, 17388 |
| Awning | 20" | 17.875" | 48" | 36" | +/- 65 - +/-67.5 | .26 - .43 | .10 - .51 | Yes | 15032, 7060 |
| Direct Set | 10.5" | 12" | 84" | 96" | +/-40 - +/-75 | .23 - .50 | .13 - .68 | Yes | 4093, 13010, 17387 |
| Special Shapes | 12" | 12" | 84" | 84" | +/-40 - +/-75 | .23 - .50 | .13 - .68 | Yes | 4093, 13010, 17387 |
| Sliding Patio Door | 59.5" | 79.5" | 190.125" | 95.5" | +/-55 - +/-70 | .26 - .73 | .11 - .68 | Yes | 13241, 18561, 14849, 11103, 17338, 10272, 14848 |
| Hinged Patio Door | 47.5" | 79.5" | 77" | 96" | +/- 60 | .36 - .59 | .12 - .49 | No | 47480 |
| Multislide Patio Door | 59.5" | 79.5" | 360" | 120" | +/-65 - +/-80 | .30 - .50 | .12 - .53 | Yes | 20834, 20838 |


Window sizes available in 1/16" increments
Special shapes available. For more information regarding performance, specific sizes, glazings tested and frame and installation types, visit pella.com.

Colors

Frame Colors

Create a signature look with solid-color and dual-color frames. Made with our performance-tested, exclusive vinyl formula, your customers won't have to paint, stain or refinish their windows and patio doors.

Solid Color Frame:



White



Bronze

Dual-Color Frame:



White interior with Bronze exterior



White interior with Black exterior

Window Hardware


Casement & Awning

A fold-away crank folds neatly out of the way so it won't interfere with roomside window treatments.



Fold-Away Crank

Finishes:



White



Bronze


Sliding & Single-Hung

Automatically locking hardware comes standard on your single-hung and sliding windows. When you close the window, they automatically lock to help keep your project more secure.



AutoLock

Color-Matched Finishes:



White



Bronze

Patio Door Hardware

Match the door's interior and exterior color with a color-matched, corrosion-resistant handle.




Sliding Patio Door Handle



Hinged Patio Door Handle⁴

Finishes:



White



Black

Additional Finishes:⁵



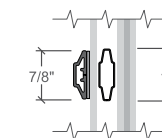
Satin Nickel



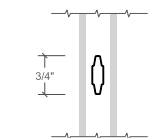
Oil-Rubbed Bronze

Grilles

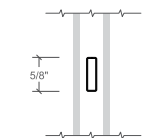
Grilles are color-matched to the interior and exterior frame color.



7/8" Contour Exterior Applied Grille with 1" Contour Grilles-Between-the-Glass



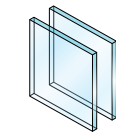
3/4" Contour Grilles-Between-the-Glass



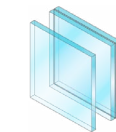
5/8" Flat Grilles-Between-the-Glass

Glass⁶

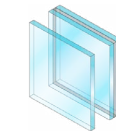
Types



Non-Laminated, non-impact glass



Non-impact laminated glass




Impact-resistant, laminated glass

InsulShield[®] Low-E Glass



Advanced Low-E insulating standard, laminated or impact-resistant dual-pane glass with argon



Turtle Glass Low-E insulating standard, laminated or impact-resistant dual-pane glass with argon



SunDefense[™] Low-E insulating standard, laminated or impact-resistant dual-pane glass with argon

Obscure Glass Styles

Frosted with Neat Low-E insulating dual-pane glass

Obscure with Neat Obscure Low-E insulating glass

Insulated Glass Options

Low-E insulated glass

Neat[®] Low-E insulated glass

Bronze insulated glass

Gray insulated glass

Blue insulated glass

Screens⁷

Flat

InView[™] screens are clearer than conventional screens and come standard. InView screens let in 14% more light and are 8% more open for improved airflow compared to conventional screens.⁸ Screen frame is color-matched to windows and patio doors.



NOTE: Product specifications may change without notice.
Actual colors may vary from those shown and products may vary slightly from illustrations and photos.

¹ No additional preparation needed to comply with most local impact requirements.

² Automatically locking hardware comes standard on single-hung and sliding windows.

³ Some Pella products may not meet ENERGY STAR[®] guidelines in Canada. For more information, contact your local Pella sales representatives or go to energystar.gc.ca.

⁴ Hinged patio door handle available in White, Black, Satin Nickel and Oil-Rubbed Bronze only.

⁵ Available on hinged patio door handle only.

⁶ Annealed and tempered glass strengths available. Tempered in bottom sash available on single-hung windows only.

⁷ Warning: Screen will not stop child or pet from falling out of window or door. Keep child or pet away from open window or door.

⁸ Improved airflow is based on calculated screen cloth openness. Screen cloth transmittance was measured using an integrated sphere spectrophotometer.